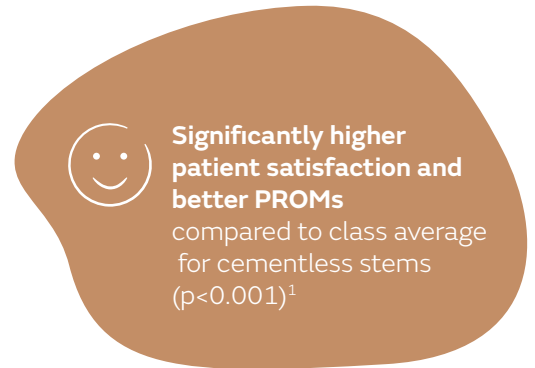
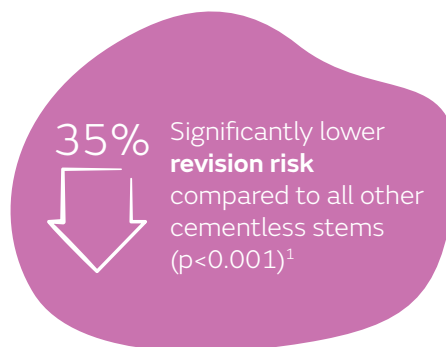
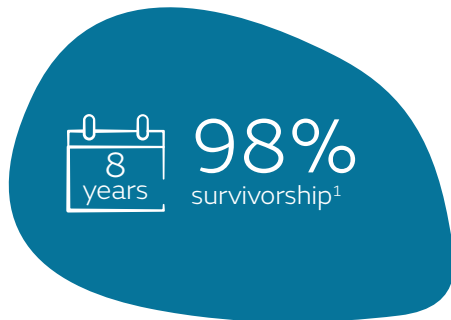


## POLAR3<sup>◇</sup> Total Hip Solution delivers excellent performance with high survivorship at 8 years

### + Plus points



### Overview

- Bespoke implant report produced by the UK NJR summarising usage and outcomes associated with the combination of POLARSTEM<sup>®</sup>, OXINIUM<sup>®</sup> head, highly cross-linked polyethylene (XLPE) bearing and R3<sup>®</sup> cup (POLAR3)<sup>1</sup>
- The analysis is based on data collected by the NJR and PROMs data collected by NHS Digital<sup>1†</sup>
- POLAR3 usage between July 2008 and June 2019:<sup>1</sup>
  - 9,952 total hip replacements (THR)
  - 9,130 total patients
  - 277 implanting surgeons at 74 centres

### Results

- Registry data shows that POLAR3:
  - Demonstrated a significantly lower revision rate compared to all cementless stems at 8 years (2.0% vs 3.0%,  $p < 0.001$ ; Figure)
  - Provided a 35% lower revision risk compared to all cementless stems ( $p < 0.001$ )<sup>1</sup>
  - Was associated with significantly fewer revisions due to unexplained pain, aseptic loosening of the stem and socket malalignment compared to all cementless stems ( $p < 0.05$ )<sup>1</sup>
  - Delivered significantly higher patient satisfaction and improvements in PROMs compared to the class average for cementless stems ( $p < 0.001$ )<sup>1</sup>

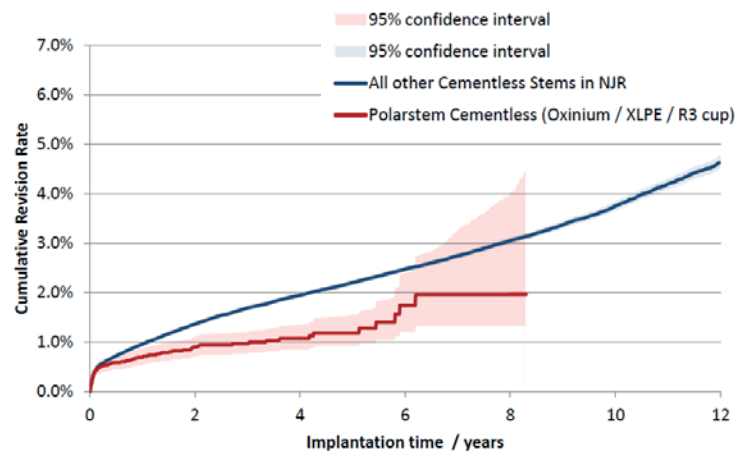


Figure. Cumulative revision rate of POLAR3 (POLARSTEM, OXINIUM/XLPE, R3) compared to all other cementless stems in NJR, with endpoint as any revision. All reasons for revision, excluding metal-on-metal

### Conclusion

POLAR3 delivers excellent mid-term survivorship with low revision rates in the UK NJR. It also delivers significantly higher patient satisfaction and improvements in PROMs compared to the class average for cementless stems in THR patients.<sup>1</sup>

<sup>†</sup>The data used for this analysis was obtained from the NJR Supplier Feedback System. The Healthcare Quality Improvement Partnership (“HQIP”) and/or the National Joint Registry (“NJR”) take no responsibility for the accuracy, currency, reliability and correctness of any data used or referred to in this report, nor for the accuracy, currency, reliability and correctness of links or references to other information sources and disclaims all warranties in relation to such data, links and references to the maximum extent permitted by legislation.

# The unique design features of POLARSTEM<sup>◊</sup>, OXINIUM<sup>◊</sup>/XLPE and R3<sup>◊</sup> may translate into the clinical benefits reported in the UK registry



## POLARSTEM

cementless stem system

**19 years**

of clinical heritage

**10A\* ODEP rating<sup>2</sup>**

### Unique design

The triple taper, self-locking POLARSTEM has been designed with a reinforced proximal body to help achieve excellent proximal stability<sup>3-5</sup>

The shortened stem length and narrow distal tip is designed to allow for ease of implantation through any surgical approach<sup>6,7</sup>

### Advanced coating

The stem design incorporates the advanced surface roughness of titanium plasma spray with a hydroxyapatite coating



## OXINIUM

with XLPE (VERILAST<sup>◊</sup> technology)

**19 years**

of clinical heritage

### Excellent wear performance

Exclusive combination of OXINIUM and XLPE delivers excellent long-term wear performance, confirmed in multiple registries, and has the lowest revision rate of all bearings at 15 years<sup>8-10</sup>

### Low levels of taper corrosion

Substantially lower levels of taper corrosion compared to metal femoral heads<sup>11,12</sup>

### Biocompatibility

Contains very low levels of nickel, cobalt and chromium compared to cobalt chromium implants<sup>13,14</sup>



## R3

Acetabular System

**13 years**

of clinical heritage

**10A\* ODEP rating<sup>2</sup>**

### STIKTITE<sup>◊</sup> stability

When compared with more traditional porous coatings, STIKTITE coating has greater porosity providing a higher coefficient of friction for an immediate 'scratch-fit' feel and the potential for better initial implant fixation<sup>15,16</sup>

**Improved initial fixation** limits micromotion, potentially enhancing bony ingrowth<sup>17</sup>

### References

1. National Joint Registry for England, Wales and Northern Ireland: POLARSTEM Cementless (Oxinium/XLPE/R3 cup) implant summary report. 14 August 2019. Available at: [http://bit.ly/POLAR3\\_Aug2019](http://bit.ly/POLAR3_Aug2019)
2. Orthopaedic Data Evaluation Panel (ODEP). Available at: <http://www.odep.org.uk>. Accessed 17 May 2021.
3. Lee PYF and Evans AR. Early failure of the Polarstem total hip arthroplasty - can the Australian NJR tell us the full story? *J Arthroplasty*. 2014;29:609-611.
4. Klasan A, Sen A, Dworschak P, et al. Ten-year follow-up of a cemented tapered stem. *Archives of Orthopaedic and Trauma Surgery*. 2018;138:1317-1322.
5. Roberts PJ. POLARSTEM with VERILAST: the perfect combination. Presented at Global Insights: The Future of Hip & Knee Surgery; 21-23 November, 2013, Copenhagen, Denmark.
6. Fiquet A. POLARSTEM: Design rationale and mid-term clinical results. Presented at Global Insights: The Future of Hip & Knee Surgery, 21-23 November 2013, Copenhagen, Denmark. Available at: <https://www.smith-nephew.com/education/resources/video/2014/january/polarstem-design-rationale-and-mid-term-clinical-results/>. Accessed 30 April 2021.
7. Corten K. The advantages of POLARSTEM with the direct anterior supine approach in THA. Presented at Global Insights: The Future of Hip & Knee Surgery, 21-23 November 2013, Copenhagen, Denmark. Available at: <https://www.smith-nephew.com/education/resources/video/2014/january/the-advantages-of-polarstem-being-implanted-through-the-direct-anterior-approach/>. Accessed 30 April 2021.
8. Atrey A, Ancarani C, Fitch D, Bordini B. Impact of bearing couple on long-term component survivorship for primary cementless total hip replacement in a large arthroplasty registry. Poster presented at: Canadian Orthopaedic Association; June 20-23, 2018; Victoria, British Columbia, Canada.
9. Peters RM, Van Steenberg LN, Stevens M, Rijk PC, Bulstra SK, Zijlstra WP. The effect of bearing type on the outcome of total hip arthroplasty. *Acta Orthop*. 2018;89:163-169.
10. Australian Orthopaedic Association National Joint Replacement Registry (AOANJRR) Hip, Knee & Shoulder Arthroplasty: 2020 Annual Report. Available at: <https://aoanjrr.sahmri.com/annual-reports-2020>. Accessed 30 April 2021.
11. Li C, Parikh A, Sprague J, Pawar V. Mechanically assisted crevice corrosion on CoCrMo heads after long-term hip simulator wear testing. Poster 0270 presented at ORS Congress; 28-31 March, 2015, NV, USA.
12. Cartner J, Aldinger P, Li C, Collins D. Characterization of femoral head taper corrosion features using a 22-year retrieval database. *HSSJ*. 2017;13:35-41.
13. Hunter G, Dickinson J, Herb B, Graham R. Creation of oxidized zirconium orthopaedic implants. *J ATSM Int*. 2005;2:7.
14. ASTM F75-01. Standard specification for cobalt-28 chromium-6 molybdenum alloy castings and casting alloy for surgical implants (UNS R30075), ASTM International, West Conshohocken, PA, 2012.
15. Heiner AD and Brown TD. Frictional coefficients of a new bone ingrowth structure. Poster 1623 presented at ORS Congress; 11-14 February, 2007, CA, USA.
16. Bourne RB, McCalden RW, Naudie D, Charron KD, Yuan X, Holdsworth DW. The next generation of acetabular shell design and bearing surfaces. *Orthopaedics*. 2008;31(12 Suppl 2):818-826.
17. Pilliar RM. Cementless implant fixation—toward improved reliability. *Orthop Clin N Am*. 2005;36:113-119.