



Provides small lesion “pinpoint” ablation
and coagulation capabilities

 **smith&nephew**
COBLATION[®]
PROCISE[®] MLW
Laryngeal Wand

PROCISE[◇] MLW laryngeal Wand

Precise, controlled removal of laryngeal lesions

The PROCISE MLW Wand is designed for tracheal procedures and precise, controlled removal of laryngeal lesions. Its ultra-slim Wand shaft makes it well suited for operating on small anatomy. It provides ablation, coagulation, irrigation, and suction capabilities in one versatile, single-use device.

Key features

Small, single-wire active electrode configuration

- “Pinpoint” precision for bipolar ablation and coagulation during laryngeal and tracheal procedures
- Reduced risk of airway fire compared to traditional methods^{1, 2, 3}

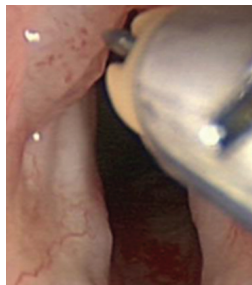
Extended-length, ultra-slim Wand shaft

- Increased surgical field visualization
- Ability to access the anterior commissure of the larynx and trachea

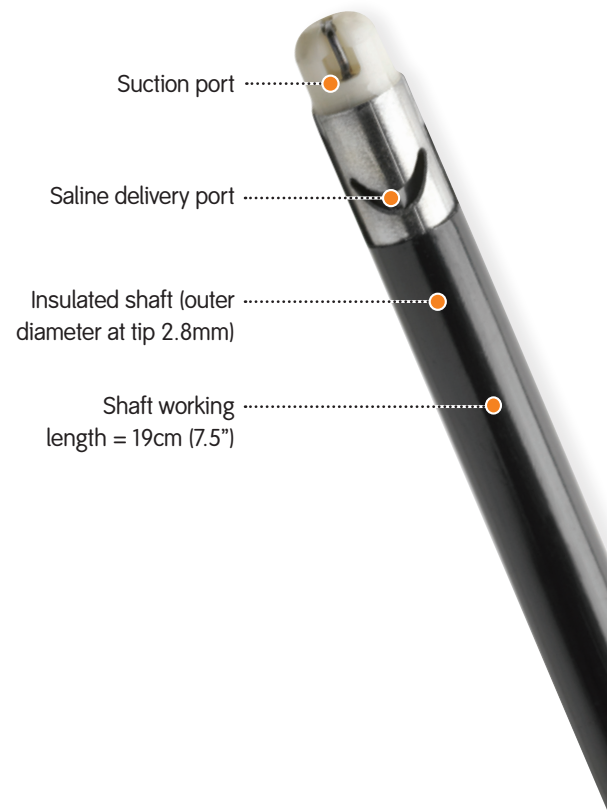
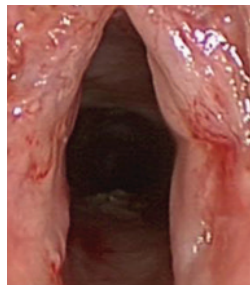
Integrated saline irrigation and suction capabilities

- Designed to provide optimum saline delivery to active electrode regardless of Wand orientation

Before



After



References

- 1 Smith LP, Roy S. Operating room fires in otolaryngology: risk factors and prevention. Am J Otolaryngol. Article in press (Epub 2010 Apr 14).
- 2 Roy S, Smith LP. Device-related risk of fire in oropharyngeal surgery: a mechanical model. Am J Otolaryngol. 2010 Sept;31(5):356-359. This article references preclinical non-human data. As such, results may not necessarily be the same in human procedures.
- 3 Matt BH, Cottee LA. Reducing risk of fire in the operating room using Coblation technology. Otolaryngol Head Neck Surg. 2010 Sept;143(3):454-5.

Ordering information

PROCISE MLW laryngeal Wand

Reference #	Description
EICA7071-01	PROCISE MLW WAND

ArthroCare Corporation

7000 West William Cannon Drive
Austin, TX 78735
USA

www.smith-nephew.com

Information: 1-800-821-5700
Orders/Inquiries: 1-800-238-7538

© 2014 Smith & Nephew, Inc.

[◇]Trademark of Smith & Nephew. Reg. US Pat. & TM Office.

P/N 45406 Rev. C 11/14

