



Save and Restore



“I need a quick and easy system
that I can use on all my patients.”

“I need an implant that helps conserve bone
and gets this active patient back on her feet.”

“I don’t want to change my technique.”

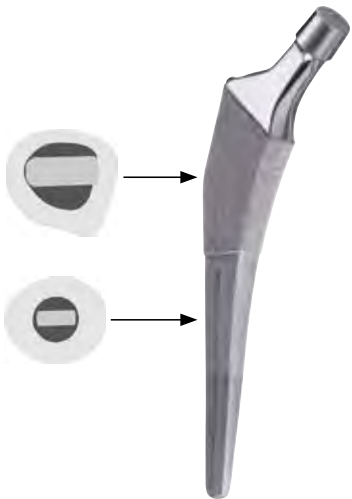
ANTHOLOGY[◇] Saves and Restores

Save bone and Restore the active patient's anatomy

The ANTHOLOGY® Hip System is a **simple, broach-only system** that provides exceptional fit and stability in all types of bone.

The ANTHOLOGY system's flat taper design ensures that **less endosteal bone is removed**, helping to maintain blood flow to facilitate in-growth.

It is **reduced distally**, sparing more bone and helping to prevent distal locking.



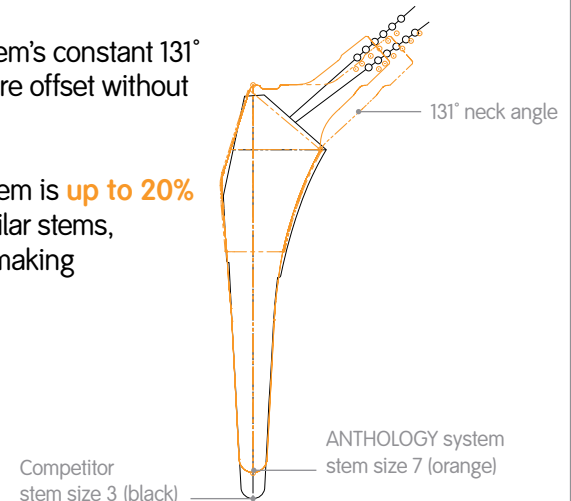
Cross-sections showing bone-sparing design

The ANTHOLOGY system sizes increase in consistent 1.5mm increments, making it easier to fine tune to the patient's anatomy.

Manufacturer	Product	Stem Sizes	Lengths (min-max)	Size Increments
Smith & Nephew	ANTHOLOGY® Hip System	12 standard, 2 optional	100 – 122mm	1.5mm
Stryker	Accolade®	9 standard, 4 optional	100 – 145mm	1.5 – 2.5mm
Zimmer®	ML Taper®	12	109 – 144mm	1.0 – 2.5mm
Biomet	Taperloc®	13	135 – 165mm	1.5 – 2.5mm
DePuy	Trilock®	9	117 – 148mm	1.25 – 2.5mm

The ANTHOLOGY system's constant 131° neck angle helps restore offset without affecting leg length.

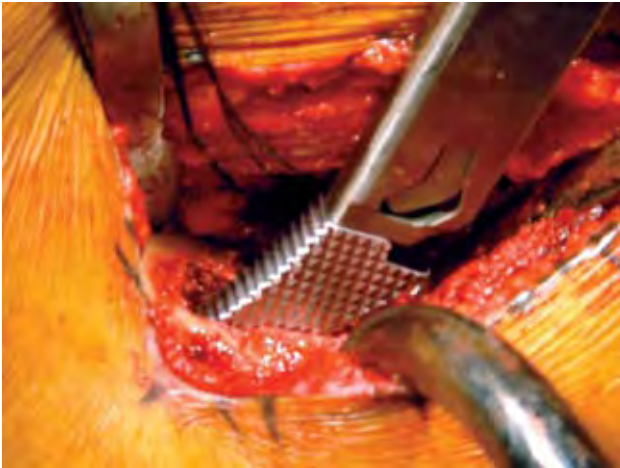
The ANTHOLOGY system is **up to 20% shorter** than other similar stems, conserving bone and making insertion easier.



Save muscle and Restore the active patient's mobility

Whatever your preferred surgical approach, the ANTHOLOGY® system is an excellent choice for your active patients. The ANTHOLOGY system is designed to help you accurately and confidently restore the patient's mobility with **minimal damage to muscle and soft tissue**.

The ANTHOLOGY system is especially suited for the direct anterior approach, performed either with or without the special operating table.



Save time and Restore surgical efficiency

The ANTHOLOGY[®] system is a simple, broach-only system. Not every surgical approach is the same, so not all instrumentation should be the same. With the ANTHOLOGY Hip System, surgeons are able to choose instruments specifically designed for their approach.



Starter Broach



Straight Broach Handle



Straight Stem Inserter



Offset Broach Handle



Offset Stem Inserter



Double Offset Broach Handle

The ANTHOLOGY[◇] Hip System combined with the R3[◇] Acetabular System gives you the most advanced hip replacement choices with:

- A wide range of advanced bearing options
- Excellent primary stability
- Flexible instrumentation

General features

OXINIUM[®] Oxidized Zirconium on XLPE in an R3 shell



Cobalt Chrome (CoCr) on XLPE in an R3 shell



NO HOLE and THREE HOLE hemispherical shell offering



STIKTITE[®] Porous Coating for enhanced scratch-fit feel and enhanced initial fixation



Polished inner surface to minimize backside wear



XLPE offered in 0 and 20° and in 0 and 20° +4mm lateralized options



OXINIUM Oxidized Zirconium bearing



Orthopaedic Reconstruction

Smith & Nephew, Inc.
1450 Brooks Road
Memphis, TN 38116
USA

www.smith-nephew.com

Telephone: 1-901-396-2121
Information: 1-800-821-5700
Orders and Inquiries: 1-800-238-7538

°Trademark of Smith & Nephew. Certain marks Reg. US Pat. & TM Off. All trademarks acknowledged.

©2008 Smith & Nephew, Inc.
Printed in USA
45860505 7138-1446 05/08